



Reading Spies with Maz Evans

EXTRA RESOURCE FOR VIDEO 2: EVIL VILLAINS

www.maz.world
[@maryaliceevans](https://twitter.com/maryaliceevans)

CREATED BY: Shapes for Schools




chickenhousebooks.com

Rimmington Hall challenge: Spy Memory Test



What can pupils remember from the first video and the missions that they have already completed? Use this short introductory Memory Game to get their spy-minds working ...

- In groups, get together 10 to 15 objects on a tray – for example: a spoon, a pencil, a rubber, etc.
- Put one classmate in charge of the tray. The rest of the group has one minute to look at everything on the tray and try to fix the objects in their memory.
- Then, the person in charge should cover the objects. Each classmate should write down a list of as many objects as they can remember.
- The winner is the one who remembers most objects!
- Try again, this time putting someone else in charge of a new set of objects.
- An alternate version is to cover the tray and remove one object – then your classmates have to identify which object has been taken away!



Getting into the Case: Heroes and Villains!



This video from Maz is all about the villain in her book. Can Reading Spies describe a good villain?

- Start thinking about heroes and villains by finding different words to describe them. First of all, who are your favourite heroes and villains from stories? How would you describe them?
- Create a Heroes and Villains Word Bank – write a list of nouns, adjectives, colours or sounds to describe both types of characters. Can one character be both a hero *and* a villain? Use the words listed below to get started!

SNEAKY


RELIABLE

SELFISH

KIND

- When you have finished gathering your words, compare your Word Banks. Do you have any similar words? What are your favourite words? Some of them might come in handy!

SPY KIT: the Heroes and Villains Word Bank!



Top Secret Extract



Time to read along with Maz! This extract is taken from Chapter 2 of VI SPY: LICENCE TO CHILL.

'Forgive the intrusion,' Robert said smoothly, staring at Easter. 'I do have a very lawful objection, though. I'm afraid that Easter is already married. To me.'

'George - I'm so sorry. I can explain,' Easter garbled, trying to take Mr Sprout's hands, which were quickly withdrawn. Vi looked over at Russell, who sat down on the steps, gazing at the floor.

'Yes. I think you better had,' said Mr Sprout with a tremble in his voice. 'Is this true? Are you married to this man?'

'I was,' said Easter. 'And I suppose, technically - and only technically - I ... a little bit ... still ... am.'

Vi heard Honey B's breath catch on-screen as Auntie Charity fainted in Alaska and Uncle Balthazar said a rude word in space.

'Look,' said Mr Sprout to the imposter registrar, 'I don't know who you are, but ...'

'An excellent point,' said the man, who was now smiling at Vi. 'Allow me to introduce myself. The name's Ford. Robert Ford.'

Another gasp went up from the congregation. Vi could barely hear it over her own thundering heart. This wasn't possible. Robert Ford was her father. And Robert Ford had died ten years ago.

'You can't be,' Vi stammered, her racing heart making her words tremble. 'You're dead.'

'Apparently not,' Robert smiled. 'Am I, Easter?'

'No,' Easter said darkly. 'Unfortunately ... Vi, I'm so sorry. I love you and I was only trying to protect ...'

But Vi heard nothing as Robert Ford walked slowly towards his daughter. A distant memory of a feeling filled her body. Something in her knew him. They had the same eyes. They had the same nose. They had the same smile.

'Hello again Valentine,' he said, crouching down to her height. 'It's been far too long. But we'll soon sort that out. Daddy's back now. And this time, Daddy's here to stay.'

*

Umbra watched with an amused smirk as the wedding chaos unfolded on the satellite link.

Easter Day always was a fearsome opponent. Her husband of all people should have remembered that. And if he didn't, the fact it was taking fifteen wedding guests to restrain her must be a timely reminder.


'I'll leave you two to it,' Umbra heard Robert whisper smoothly to the bemused groom. 'I'll drop by the house tomorrow for a little chat.'

Robert turned to his daughter.

'See you tomorrow, Valentine,' he said. 'I promise. And Robert Ford never breaks his promises ...'

'You broke your promise to *me*! You swore you'd leave us alone!' Easter screamed, looking up at the camera. 'Someone turn that thing off! I mean it, turn it off before I—'


The screen froze on Easter's face, contorted with rage. Umbra smiled. That was going to be one heck of a wedding reception.



I Spy: Extra Reading Clues and Questions



1. Vi is normally quite a 'chilled' character, but how does she feel here? How can you tell?
2. How do the people at the wedding react to seeing Robert? Does this create tension? How?
3. In what ways are Vi and her dad similar in appearance?
4. How do Mr Sprout and Russell feel in the extract? How can you tell?
5. What is your first impression of Umbra? Which words or phrases stand out to you?



Maz's Mission: Create an Evil Villain




In the video, Maz says that 'a story is only ever as good as its villain'. What does she mean by this?

- In **VI SPY: LICENCE TO CHILL**, the evil character is called 'Umbra'. 'Umbra' means 'the darkest part of the shadow', which is where Maz's villain has been hiding. What evil name would you give *your* villain?
- Consider: do you have any secret villain in you? What would your villainous powers be? In the video, Maz says that hers would be her evil stare. Come up with your own!
- All good villains have something recognizable in them – they have life stories and experiences just like their heroic counterparts! To create a good villain, you need to think about positive traits as well as negative ones. Try thinking about the best and worst traits in yourself to begin with – what if you exaggerated them to make them even better and worse?
- Have a go at doing this now by creating a scale showing your most extreme positive traits at one end, and your most extreme negative traits at the other end.
- Use everything you've gathered so far to create an alter-ego – or a villainous character based on exaggeration of some of your own traits. Make sure that you come up with a brilliant and creative name for your villain, and make a note of your villain's appearance, special skills and life story!



SPY KIT: the Evil Villain template!




Extra Mission: Villainous Scenes



In this extract, Maz's villain, Umbra, is introduced. Encourage Reading Spies to gather as many clues as they can about Umbra, and try to recreate her entrance in a drama piece!

- In the last section of the extract, Umbra is introduced. With a partner, read through this part again and find words or phrases that *describe* Umbra. Can you do an impression of her?
- Then, read through again. There are lots of characters involved here: Robert, Vi, Vi's mum, Mr Sprout and Umbra herself. How does each of them feel?
- In groups of five, re-enact the final bit of this extract, either by following the dialogue, or by creating a freeze-frame. Consider Maz's advice to 'show' rather than 'tell' what the characters are feeling: how you can use your facial expressions and body language to convey the mood of the characters. How can you show that some characters are villainous, and some are not?
- As an extension, add music to your drama piece. Where can you insert sinister or dark music, to show that villains are taking control of the scene?





Don't forget to add all of your work to your special TOP SECRET Reading Spy File. Make sure that you keep everything safe in preparation for all of your future spy missions.

Good luck! I'm looking forward to seeing you again soon, and remember, as VI would say ... keep spying, but stay CHILL.

Over and out, Spies!

Maz

