MISSION MICRORAPTOR

DESIGN A DINO! KS2 READING RESOURCES

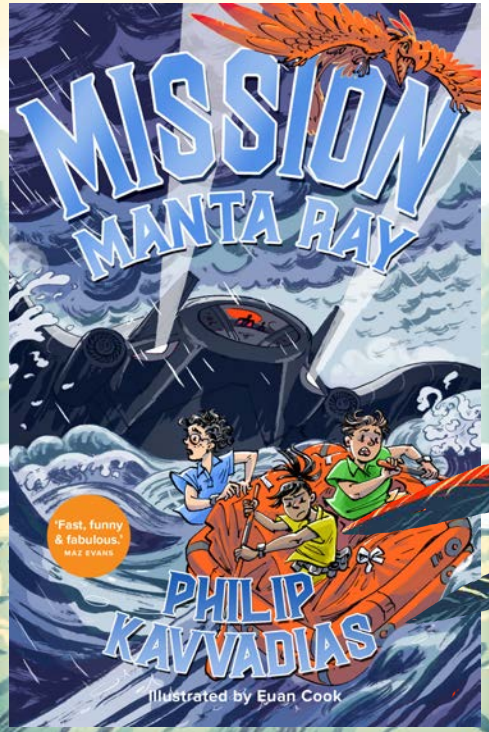

Chicken House

COMPETITION!

WIN the chance to see your own dino design in the next book in the series!

The author of the Mission: Microraptor series, Philip Kavvadias, is on the lookout for a cool new dinosaur species to feature in the third book in the series, Mission: Monster Mind!

The activities included in this pack will support children to create their own dinosaurs inspired by the series. If you want to enter your class's work into the competition, simply complete the sheet on the last page of this document and send it to us. You can send individual entries, or a single class entry. To find out more, read the author's note about the competition mission on page 9.

We can't wait to see your dino designs!

INTRODUCING THE SERIES



Share the covers of the books in the Mission: Microraptor series and give students the following prompt questions and quick challenges:

1. Look at the covers of the Mission: Microraptor series. Which is your favourite? Why?
2. What can you tell about the settings of each story based on the covers?
3. What is a 'mission'? What types of things might happen on a mission?
4. What is a raptor or a microraptor? Why would it be surprising to come across this species on a school trip?
5. If you could find any species of dinosaur, which would you choose? Why?

Quick Challenge 1: Come up with a new setting and title for the next book in the series.

Quick Challenge 2: Write a list of as many dinosaurs as you can think of, along with any information about them! Who can come up with the most dinos and dino facts?

MISSION 1:
CREATE YOUR OWN DINO EGGS

- Read page 9 when Finn discovers an egg. How does he feel about it? How is it different to normal eggs? Draw what he describes.
- Imagine your own dino egg. First, you might want to take inspiration from the real eggs of different creatures around the world – for example birds, amphibians or reptiles.
- Create a close-up picture of your egg using oil pastels on black paper. Begin by sketching a basic outline of the egg, then start to fill your outline with colour. Layer your colours up gradually, thinking about blending one colour into the next. When you have finished, stand back and imagine what it would be like to stare into your very own dinosaur egg. How would it feel to find it?

MISSION 2:

PACK YOUR SURVIVAL SUITCASE

- Imagine you are going on a mission with your friends through the Alps. First, note down everything you know about the Alps. Where are they? What is the climate? What dangers might you face?
- In a suitcase template (or a real suitcase!), draw or collect the different items that you would need to take, giving reasons for your choices.
- After reading Mission: Microraptor, write a survival guide for anyone considering completing a mission in the Alps. Include information about the different dangers that they will face, along with tips for how to stay as safe as possible.

MISSION 3:
ASSEMBLE YOUR PERFECT TEAM

- As you read, note down the differences between Finn and Milo, the two friends at the heart of the story. What about anyone else who helps them? Think about their skills, their personalities and the way they express themselves. How do these differences come together to create a great team?
- On an A4 page, create your 'Team Sheet': three columns labelled 'Team Member', 'Positive Attributes and Interests' and 'Special Skill'.
- Get into groups of four and write your names or nicknames in the first column of the Team Sheet. Working together, discuss the positive attributes and interests of each member of your team and write them in the second column. (For example, you might write down words like 'kind', 'creative', 'a good friend', 'great footballer' or 'loves drawing'.) Take your time sharing all the positive qualities you see in each person. Finally, come up with a special skill for each person.
- Discuss how you might all work as a team to overcome the villains in Mission: Microraptor.
- You could even create a roleplay or draw a comic book strip featuring your own elite team!

READ AN EXTRACT

INSPIRATION FOR YOUR DINO DESIGN



As a group, read the extract from page 39 of Mission: Microraptor, when Artemis the microraptor is described. Then ask students to discuss the reading questions and complete the inspiration challenges!

I stroked the back of her head.

'Keear,' she said.

'So you're a flying dinosaur, huh?'

'Keear.'

'I wonder how big you'll get.'

'Microraptors?' asked Professor Milo, stopping one babbling stream and starting another. 'About eighty centimetres wingspan. As big as a kestrel, which is a type of falcon. In fact, falcons ...'

Right now, I'd say she was the size of a robin.

'Did you hear that?' I told her. 'As big as a falcon. When do you think you'll start flying?'

'Pretty soon, I should think,' said Prof. 'In my opinion, microraptors were born almost ready to ...'

'Keear.' As if in agreement with the Professor, Artemis took a few shaky steps and flapped her shiny orange-gold wings. Despite her being a newborn, there was real power in those wings and I gasped when her sharp talons clenched on my tummy. And that beak. That beak looked like it could snap together like a set of pliers.'

READING QUESTIONS

1. How does Artemis communicate with Finn?
2. What can you tell about Milo's personality and interests from the extract? How?
3. How is Artemis described in the extract? Pick out any adjectives or adverbs.
4. Even though Artemis is small, how do you get the sense that she is strong?
5. What birds is Artemis compared to? What do you know about the connection between dinosaurs and birds?

Inspiration Challenge 1: Sketch two pictures of Artemis based on descriptions in the book: one as a newborn, and one when she grows to her full potential.

Inspiration Challenge 2: Complete the Prof's sentence for him: 'In fact, Falcons ...'

Inspiration Challenge 3: Create a gallery of different birds to give you inspiration for your own dino design.

Inspiration Challenge 4: Artemis makes a 'keear' sound to communicate. What sound might your new dinosaur species make? How else might they communicate with humans?

Inspiration Challenge 5: Write a list of adjectives or adverbs to describe a new dino species.

Now: enter our exclusive dino design competition! More on the next page ...

PHILIP'S MISSION FOR YOU!

ABOUT THE COMPETITION

WIN the chance to name a brand-new dinosaur species in Philip's new book, plus a set of books and a virtual visit for your class!

Hi, I'm Philip Kavvadias, the author of MISSION: MICRORAPTOR and MISSION: MANTA RAY – and I need YOUR help naming a new dinosaur species in my third book!

The details of my new book are top secret but I want to share with you, exclusively and with the utmost confidentiality, that Finn, Milo, Arty, Tasi and a super-skilled hacker, Ether, plan a heist in a castle in the middle of a lake. Something lives in that lake, though, and this is where you come in!

My mission to you is ...

1. Come up with a new dinosaur species for the lake creature: for example, could it be an Aquasaurus, a Thundersaurus or even a Monstersaurus?
2. Come up with a special ability: does your dino perhaps have an electric charge, can it camouflage its skin, or maybe it has a poisonous bite?
3. And finally, come up with a name for your creature. In MISSION: MICRORAPTOR, our dino is called Artemis, but yours could be Naira, Phoenix, Akaza ... anything you want!

T&Cs apply. Find out how to enter at: **www.scholastic.co.uk/designadino**

DESIGN A DINO!
COMPETITION ENTRY FORM

Name:

School and year group:

Use this space to design your dino!

My brand-new dinosaur species is called:

Its special ability is:

This dino's name is:

To find competition T&Cs and information on where to send your design, please visit:
www.scholastic.co.uk/designadino